

ZP series

Subminiature pushbutton switches • metal bushing



DISTINCTIVE FEATURES

- Ø 4.83 mm threaded bushing
- Solder lug and straight PC terminals



ELECTRICAL SPECIFICATIONS

- Max. current/voltage rating with resistive load :
 - gold plated contacts : 0.4 VA 20 V max. AC or DC
 - silver plated contacts : 0.5 A 48V max. AC or DC
- Minimum load : 10 mA 50 mV - 10 µA 5 VDC
- Contact resistance : 50 mΩ max.
- Insulation resistance : 1,000 MΩ min. at 500 VDC
- Dielectric strength: 1,000 Vrms 50 Hz min. between terminals and frame / 500 Vrms 50 Hz min. between terminals
- Electrical life at full load :
 - gold plated contacts : 60,000 cycles
 - silver plated contacts: 20,000 cycles



ENVIRONMENTAL SPECIFICATIONS

- Operating temperature : -30 °C to +85 °C (-22 °F to +185 °F)
- Moisture : 21 days 95 % (NFC 20-603 - IEC 68-2-3)



GENERAL SPECIFICATIONS

- Travel :
 - function 2 (ON-MOM) : 1.2 mm (.047) ± 0.3 (.11)
 - function 3 (OFF-MOM) : 1 mm (.039) ± 0.3 (.11)
- Strength of terminals : pull-out force 10 N max.
- Torque : 1 Nm max. applied between the 2 nuts
- Max. panel thickness : 1.5 mm (.059) with 2 nuts



SOLDERING

- Hand soldering : 280 °C (536 °F) max. for 5 seconds max.
- Wave soldering : 260 °C (500 °F) max. for 5 seconds max.

The company reserves the right to change specifications without notice.



ZP series

Subminiature pushbutton switches • metal bushing



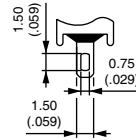
MATERIALS

- Case : thermoplastic UL94-V0
- Actuator : thermoplastic UL94-V0
- Bushing : zamac, tin plated
- Contacts and terminals :
 - 0 : brass, gold plated (standard)
 - 1 : brass, silver plated
 - 3 : brass, gold plated (1.27 micron gold)
- Terminal seal : epoxy

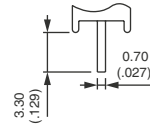
APEM products may be recycled at end-of-life for the re-claiming of valuable metal components.



TERMINALS



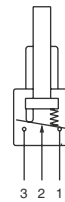
Solder lug



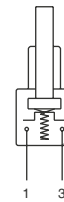
Straight PC



ELECTRICAL FUNCTIONS



Function 2
(ON - MOM)



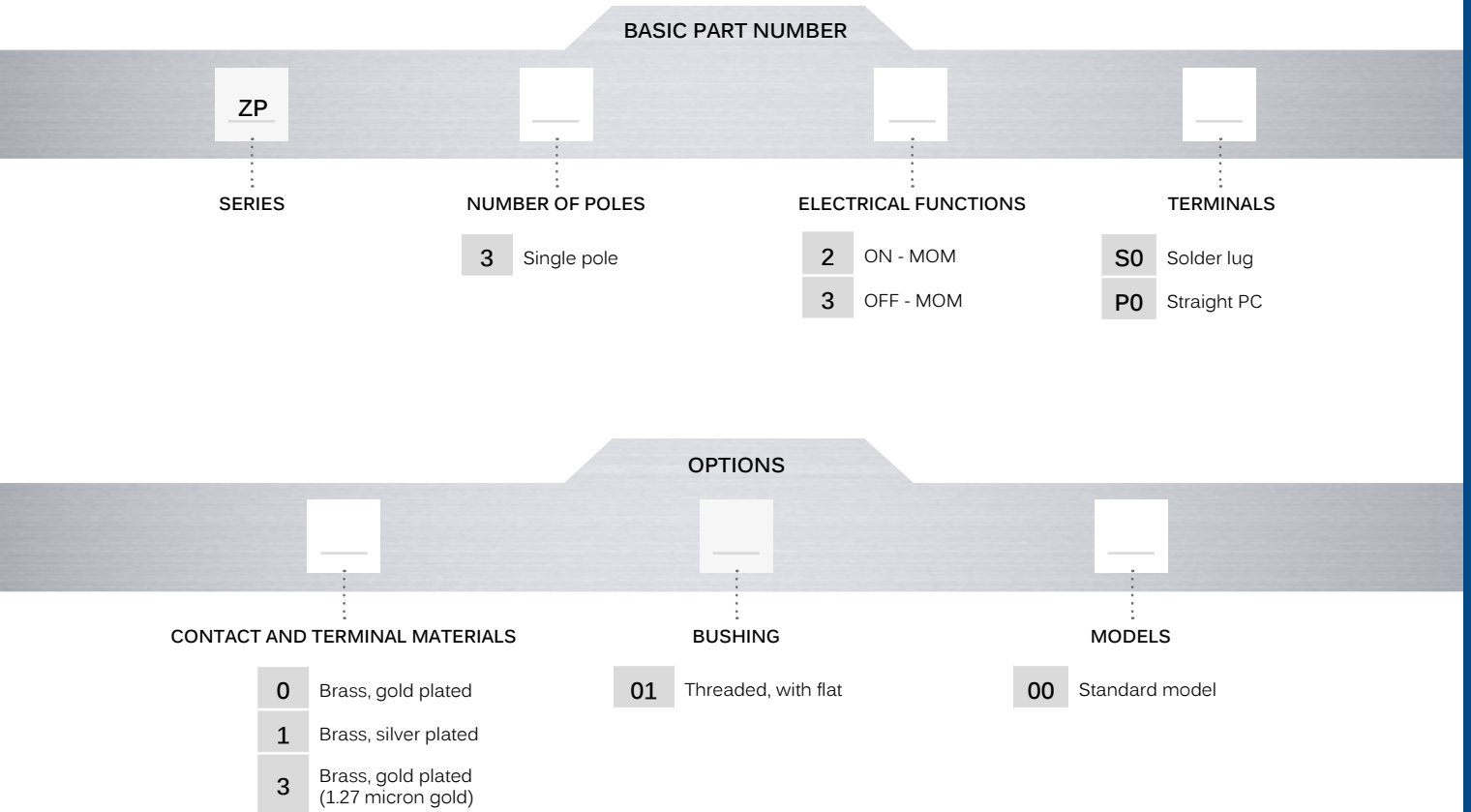
Function 3
(OFF - MOM)

ZP series

Subminiature pushbutton switches • metal bushing



BUILD YOUR PART NUMBER



ABOUT THIS SERIES

On the following pages, you will find successively basic part numbers of switches and options in the same order as in above chart

- Notice:** please note that not all combinations of above numbers are available. Refer to the following pages for further information.
- Mounting accessories:** Standard hardware supplied with all models : 2 hex nuts 7 mm (.275) across flats P/N U5731, 1 locking ring P/N U5831 and 1 lockwasher P/N U5841.

ZP series

Subminiature pushbutton switches • metal bushing

SOLDER LUG TERMINALS

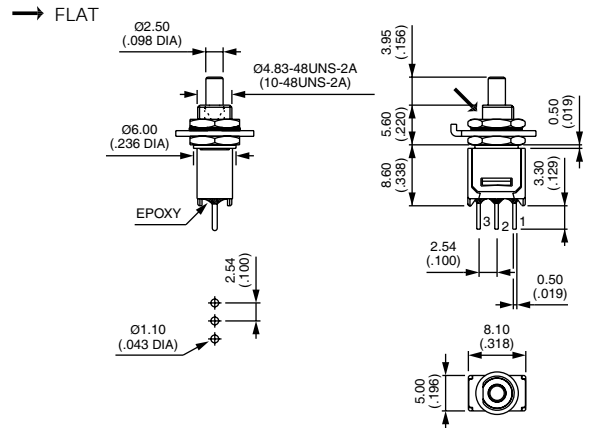
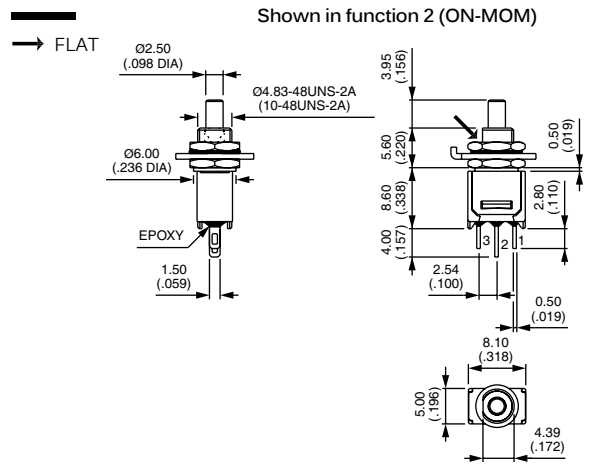


ZP32S0	ON	MOM
ZP33S0	OFF	MOM


SOLDER LUG TERMINALS



ZP32P0	ON	MOM
ZP33P0	OFF	MOM



CONTACT & TERMINAL MATERIALS



- 0 Brass, gold plated (standard)
- 1 Brass, silver plated
- 3 Brass, gold plated (1.27 micron gold)

BUSHING



- 01 Threaded, with flat

